

A Nickel for Your Thoughts

Summary

- For the second time in two years, the global economy was thrust into a crisis, first from a pandemic and then from Russia's invasion of Ukraine.
- Commodity prices rose substantially as already-strained supply chains were further disrupted and the world tried to realign itself to friendly exporters.
- Even though the Russian ruble initially collapsed, it has since rebounded to pre-invasion levels, which could lengthen the crisis and necessitate harsher and more protracted financial sanctions.
- The combination of much higher commodity prices and rising bond yields has increased tail risks and will make it challenging for the Federal Reserve to tighten monetary policy without causing an economic slowdown.

Overview

Just as COVID-19 seemingly receded to the point that we could emerge in a new normal, Russian forces invaded Ukraine on February 24. Equities, which were already negative for the year, initially moved even lower while commodities added to their gains, fueled by concerns over supply chain issues and access to critical raw materials. Fears that inflation, already at uncomfortable levels, could surge even higher kept investors from seeking safety in fixed income securities and drove bond yields up significantly.

Following the invasion, equities rallied throughout most of March, which mitigated losses for the quarter. The S&P 500 ended the quarter down 4.6% while a global measure of stocks, the MSCI All Country World Index, dropped by 5.4%. Bonds have typically provided investors with a ballast against equity drawdowns, but the customary 60/40 equity-bond portfolio allocation did not work very well this quarter. The Bloomberg U.S. Aggregate Bond Index dropped 5.9%. For the first time since the first quarter of 2018 and just the second occurrence since the global financial crisis, both the S&P 500 and the Bloomberg U.S. Aggregate indexes finished the quarter in negative territory. The U.S. 10-year Treasury yield rose 87 basis points over the quarter from 1.51% to 2.38%, its highest level since May 2019.

Commodities were the big winners in the quarter, returning 25.5% as measured by the Bloomberg Commodity Index. Idiosyncratic supply chain issues, exacerbated by the strategic role both Russia and Ukraine play in global resource markets, drove many individual commodities up substantially – nickel (+55%), natural gas (+51%), WTI crude oil (+33%), wheat (+30%), and corn (+26%). Food and energy commodities, items that significantly affect the lives and pocketbooks of global consumers, are at the heart of this conflict. Russia provides 17% of the world's natural gas and 12% of its oil,¹ and Russia and Ukraine generate roughly 34% of global wheat traded.² With Russia only committing to exporting to friendly nations and Ukrainian farmers trying to manage spring planting season amidst a war, the price of wheat jumped by 30%. Input costs, such as fertilizer, have also risen dramatically and now sit at levels not seen since 2008 when oil prices were over \$150 per barrel.³ Natural gas is a key feedstock to industrial fertilizer production. The war has also caused other

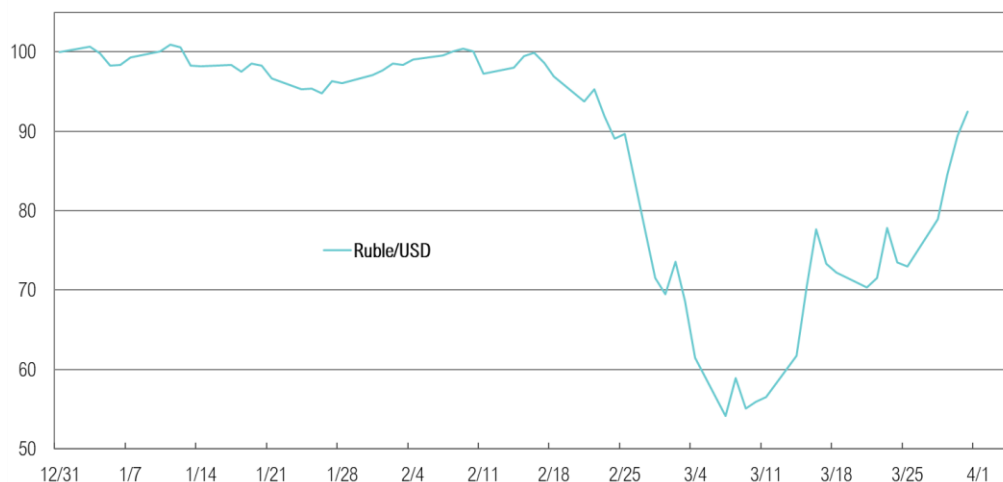
SERVANT

countries to turn inward and limit their exports. In mid-March, for example, Indonesia, the world's largest producer and exporter of palm oil, more than doubled its maximum levy on palm oil exports so that it could subsidize domestic prices and ensure the supply of more than 200 million liters of the commodity across the country each month.⁴

Western countries responded to Russia's military aggression with economic warfare – several rounds of financial sanctions that were increasingly severe and focused on undercutting Russia's economy. As a result, Russia's currency, the ruble, imploded. At the time, President Joe Biden correctly cited this as an example of the economic hardship Russia would face as a result of the invasion.⁵ Russia might have taken comfort in its \$600 billion war chest of foreign exchange reserves, but in an unprecedented move, countries around the world confiscated these assets.⁶ Even Switzerland, traditionally neutral in times of war, froze Russian financial assets, including those of Vladimir Putin, Prime Minister Mikhail Mishustin, and Foreign Minister Sergey Lavrov.⁶ Notably, Russia had already sold the majority of its U.S. Treasury holdings in 2018 and retained only approximately \$5 billion in total exposure.^{7,8}

The initial decline in the ruble was severe: -48% from where it started the year. In response, Russia raised domestic interest rates from 9.5% to 20%.⁹ Russian authorities also capped the amount of dollars that residents could withdraw from foreign-currency bank accounts and barred banks from selling foreign exchange to customers for six months.¹⁰ Western sanctions exempted Russian energy, which European countries depend on, and those transactions continued to occur in foreign currencies.¹¹ Putin then announced that foreign nations that aligned themselves with Ukraine must buy Russian gas with rubles, gold, or bitcoin rather than dollars and euros, thereby forcing sanctioning nations to support the Russian currency.¹² The ruble rallied 71% from its March 7 low, and by the end of the month it had shockingly increased by 3.8% since the February 24 invasion.

Ruble Recovers from Losses
Russian Ruble Growth of 100, Year-to-Date



Source: Bloomberg

Russia's invasion also added insult to injury in terms of inflation concerns. In February, the U.S. Consumer Price Index was up 7.9% on a year-over-year basis, reaching an almost 40-year high. Note, this reading did not yet

SERVANT

include the effects of the Russian invasion. The March reading, which did incorporate the effects of the invasion, hit 8.5%, its highest since 1981. Before the war in Ukraine, markets were anticipating six interest rate hikes from the Federal Reserve in 2022. By the end of March, markets were anticipating ten hikes, signaling an expectation that the once “transitory” inflation would persist.

The Federal Reserve, which was already falling far behind the tightening curve before Russia’s invasion, found itself in a very uncomfortable predicament. Minneapolis Federal Reserve President, Neil Kashkari, summed up the environment well in a recent piece:

“We do know that the wealth effect is a real phenomenon, and both the stock market and house prices are up roughly 30% relative to pre-pandemic levels, even households who don’t own stocks or homes have on average stronger balance sheets than before the pandemic. Perhaps this is leading people to be more confident and simply spend more. Either way, the FOMC must act to bring the economy back into balance.”¹³

Because it can do little to improve the supply-side side constraints on commodity markets and global supply chains, the Federal Reserve seems focused instead on reducing demand by engineering an economic slowdown, a move that is justified by more than just inflation metrics. The most recent jobs report showed an unemployment rate of 3.6%, an unambiguously strong number and a dramatic improvement from the depths of the COVID-19 crisis two years ago. However, real GDP growth is already expected to slow substantially. The Atlanta Fed’s GDPNow model is estimating first quarter GDP growth to be 1%.¹⁴

The Nickel Market

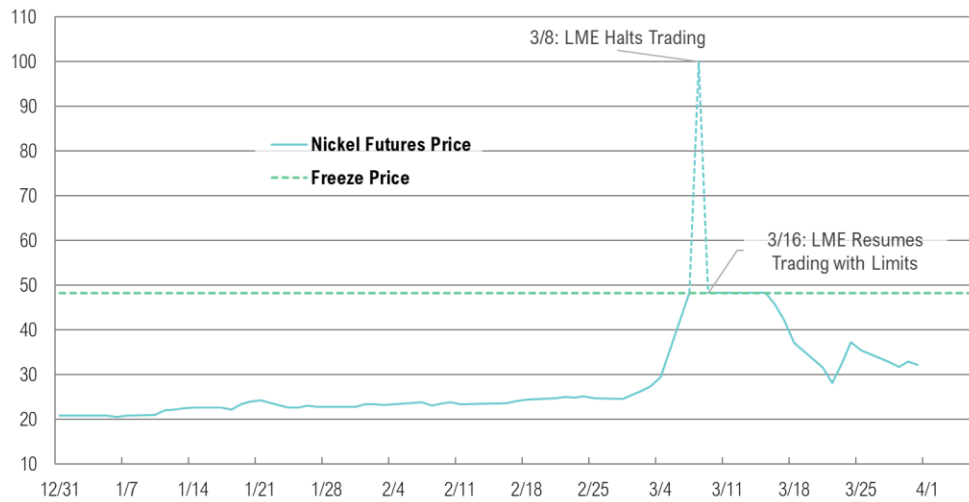
The nickel market offers one of the best representations of the difficulties caused by recent geopolitical events. The London Metal Exchange (LME) halted nickel futures trading on the morning of March 8, after prices doubled overnight to over \$100,000 per ton. This astonishing rally was due to a “short squeeze” on nickel producers who were using futures contracts to hedge their exposure to the commodity.¹⁵ The exchange decided to cancel all trades from midnight to 8:15 AM local time on March 8, reverting prices to the March 7 closing price of \$48,211 per ton. In addition, the LME placed an indefinite halt on futures trading to try to stabilize the extreme volatility. Finally, on March 16, almost ten days later, trading resumed, but new limits prevented prices from swinging more than 5 to 8% in either direction, depending on the day.¹⁶ After reopening, futures dropped the newly maximum allowed amount on four consecutive days for a cumulative drop of 46% before rising 38% over the next three days.

The larger effect of this extreme volatility was higher prices for another commodity that plays an important role in global supply chains because of its use in the production electric vehicle batteries and medical equipment. Given that Russia accounts for approximately 11% of global nickel production,¹⁷ the situation could become even more unstable if Russia limits its exports to countries that it deems hostile. As the story of nickel’s volatility makes clear, supply chain complexities could make it difficult for countries to distance themselves completely from Russia.

LME Freezes Hot Nickel Market

Nickel Futures Price, Year-to-Date

Nickel Price, \$'000s/ton



Source: Bloomberg

Markets

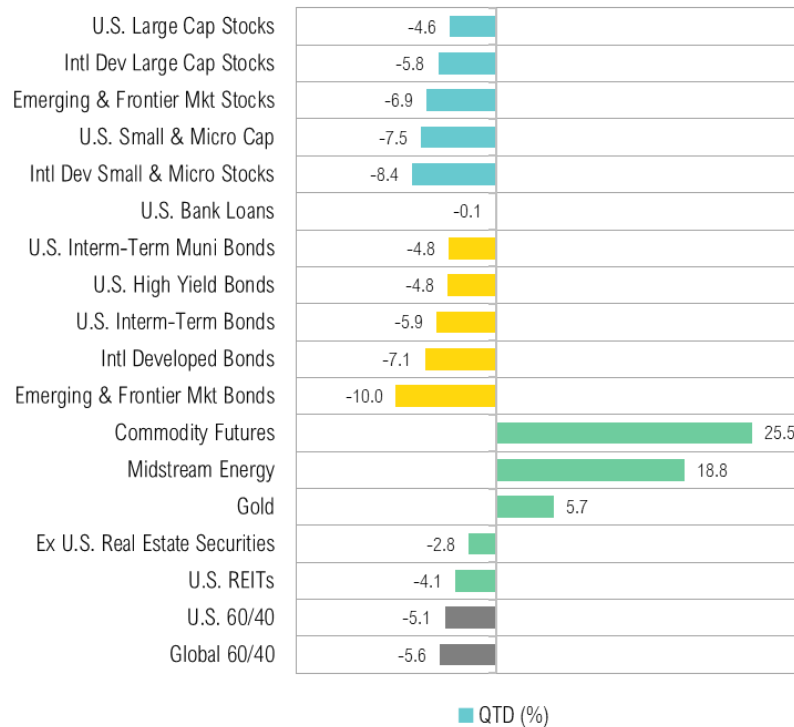
Within equities, small caps underperformed larger companies, falling 7.5% as measured by the Russell 2000 Index. From a style perspective, value stocks, measured by the Russell 1000 Value Index, outperformed the Russell 1000 Growth Index -0.7% to -9.0%. Growth stocks tend to have longer duration cash flows, leading to poor performance when interest rates rise. Value's dominance was even more pronounced within small-cap stocks, as the Russell 2000 Value Index fell just 2.4% compared to a decline of 12.6% for the Russell 2000 Growth Index. From a sector perspective, energy was one of the only bright spots, returning an outstanding 39%. Oil prices served as a major tailwind, as WTI crude oil prices rose from \$75 to \$100/barrel throughout the quarter. Other positives were defensive areas of the market such as utilities, up 4.8%, and consumer staples, down just 1.3%. All other sectors had negative returns. Among the worst were growth-oriented sectors, including technology (-8.5%), consumer discretionary (-9.4%), and communication services (-11.3%).

Stocks outside of the U.S. trailed their U.S. counterparts during the quarter. Foreign developed market equity returns, as measured by the MSCI EAFE Index, fell 5.8% in U.S. dollar terms. The MSCI Emerging Markets Index fared even worse, down 6.9% in U.S. dollar terms. In addition to inflation and rising interest rates, the Russia/Ukraine conflict significantly affected market returns internationally. Countries with more exposure to Russian trade underperformed due to the retaliatory sanctions. Stocks in China, which is Russia's biggest trading partner and accounts for 18% of Russia's gross exports,¹⁸ fell 14.2%. Germany, which is Russia's second-biggest trading partner and relies on Russia for 65% of its natural gas imports, saw its equities fall 12.9%.

Within fixed income securities, short-term bonds outperformed longer-term bonds as the Bloomberg U.S. Aggregate 1-3 Year Index fell 2.5%. High yield bonds also outperformed, falling only 4.8%, due to their ability to generate income in rising rate environments. Non-U.S. bonds underperformed their U.S. counterparts due

to interest rate hikes and poor currency returns. International developed and emerging market bonds finished the quarter down 7.1% and 10.0%, respectively. The inflation and central bank interest rate dynamic in Europe is very similar to the U.S. The most recent inflation reading was 7.5% on a year-over-year basis while the European Central Bank is holding its benchmark interest rate at 0%.¹⁹

Q1 2022 Key Market Total Returns



Source: Bloomberg

Looking Forward

If we could read the minds of Vladimir Putin and Fed Chairman Jerome Powell, it would be significantly easier to allocate capital for the rest of 2022, but we cannot. Inflation remains the critical determinant for both economic growth and asset prices, and its trajectory remains uncertain. Although inflation is expected to gradually decline throughout the year, the Federal Reserve may be able to slow inflation even more quickly via a demand shock, while Putin could thwart the Fed's efforts by extending the war. Further, with interest rates rising so rapidly, the risks of the Federal Reserve doing too little may outweigh the risks of it doing too much.

SERVANT



Despite a profoundly uncertain future, such turmoil may create investment opportunities. We remain focused on analyzing incoming data to find attractive risk-adjusted investments to deploy capital efficiently and productively, particularly natural inflation hedges like farmland, gold and precious metals, and natural resources.

Performance Disclosures

All market pricing and performance data from Bloomberg, unless otherwise cited. Asset class and sector performance are gross of fees unless otherwise indicated.

Citations

1. BP: <https://www.bp.com/en/global/corporate/energy-economics/statistical-review-of-world-energy/country-and-regional-insights/russia.html>
2. IFPRI: <https://www.ifpri.org/blog/how-will-russias-invasion-ukraine-affect-global-food-security>
3. FRED: <https://fred.stlouisfed.org/series/PCU3253132531>
4. Reuters: <https://www.reuters.com/world/asia-pacific/indonesia-hikes-palm-oil-export-levy-maximum-375-per-tonne-2022-03-18/>
5. POTUS Twitter: <https://twitter.com/POTUS/status/1501261304874549253>
6. NY Times: <https://www.nytimes.com/2022/02/28/us/politics/us-sanctions-russia-central-bank.html>
7. CNN: <https://money.cnn.com/2018/07/30/investing/russia-us-debt-treasury/index.html>
8. Statista: <https://www.statista.com/statistics/1226054/value-of-united-states-treasury-securities-held-by-russia/>
9. CNBC: <https://www.cnbc.com/2022/02/28/russia-central-bank-hikes-interest-rates-to-20percent-from-9point5percent-to-bolster-ruble.html>
10. WSJ: <https://www.wsj.com/livecoverage/russia-ukraine-latest-news-2022-03-09/card/moscow-limits-foreign-currency-trading-to-shore-up-struggling-ruble-dgTDTQdEOkO3wgoFyC3I>
11. WSJ: <https://www.wsj.com/articles/sanction-carve-outs-for-energy-arent-enough-to-keep-money-flowing-to-russia-11646252514>
12. CNBC: <https://www.cnbc.com/2022/03/24/russia-might-take-bitcoin-as-payment-for-oil-and-gas-as-sanctions-rise.html>
13. Minneapolis Fed: <https://www.minneapolisfed.org/article/2022/update-on-inflation-and-monetary-policy>
14. Atlanta Fed: <https://www.atlantafed.org/cqer/research/gdpnow>
15. WSJ: https://www.wsj.com/articles/nickel-market-crisis-sends-london-metal-exchange-scrambling-to-prevent-damage-11646858558?page=1&adobe_mc=MCMID%3D42956753737901838694171482282772293515%7CMCORGID%3DCB68E4BA55144CAA0A4C98A5%2540AdobeOrg%7CTS%3D1648570455
16. Bloomberg: <https://www.bloomberg.com/news/articles/2022-03-24/nickel-reignites-blistering-rally-as-prices-spike-by-15-limit>
17. Forbes: <https://www.forbes.com/sites/uhenergy/2022/03/31/russia-ukraine-war-helps-drive-nickel-prices-ev-headaches/?sh=7e427e257cd9>
18. OEC: [https://oec.world/en/profile/country/rus#:~:text=Exports%20The%20top%20exports%20of,and%20Germany%20\(%2414.2B\).](https://oec.world/en/profile/country/rus#:~:text=Exports%20The%20top%20exports%20of,and%20Germany%20(%2414.2B).)
19. Trading Economics: <https://tradingeconomics.com/euro-area/interest-rate>